










Lexington 6-10/10/2010



Final Results

RANKING	TEAM	NAME	A	B	C	POINTS	RANKING
1		NETHERLANDS	76.16	197.61	6.00	279.77	1
		9 *CHARDON Ijsbrand	35.97	96.27	3.00		
		10 *DE RONDE Koos	(52.22)	101.34	3.00		
2		UNITED STATES OF AMERICA	76.16	224.76	0.00	300.92	2
		17 *FAIRCLOUGH James	(51.97)	117.89	0.00		
		18 *JOHNSON Tucker S.	40.19	106.87	(3.00)		
3		GERMANY	98.44	216.85	6.91	322.20	3
		6 *SANDMANN Christoph	40.58	110.60	0.00		
		7 *VON STEIN Georg	57.86	106.25	6.91		
4		SWITZERLAND	109.96	218.22	6.52	334.70	4
		13 *WÜRGLER Daniel	45.06	114.55	0.00		
		14 *ULRICH Werner	64.90	103.67	6.52		
5		AUSTRALIA	85.38	226.61	29.55	341.54	5
		1 *EXELL Boyd	30.08	100.44	3.52		
		2 *ROBSON Gavin	55.30	126.17	26.03		
6		CANADA	144.26	378.33	84.53	607.12	6
		3 *BILLING Darryl	68.74	203.64	54.26		
		4 *LADEROUTE Deborah	75.52	174.69	30.27		
		SWEDEN			0.00		
		15 *ERIKSSON Tomas	(50.30)	(99.52)	(EL)		
		16 *PERSSON Fredrik	53.38	108.04	0.56		

©Driving Program by Philippe Liénart (BEL) - philippe@lienart.com

OFFICIAL RESULTS 13:23

Signature President of the Jury

DATE: 10/10/10

Official data service by SCG - scgvisual.com - Netherlands

PAGE: 1



Final Results

NR	NAME		CLT	A	CLT	B	CLT	A+B	CLT	C	CLT	A+B+C	CLT
***	HORSE TEAM												
1	*EXELL Boyd	AUS	1	30.08	1	100.44	3	130.52	1	3.52	9	134.04	1
9	*CHARDON Ijsbrand	NED	2	35.97	2	96.27	1	132.24	2	3.00	6	135.24	2
18	*JOHNSON Tucker S.	USA	3	40.19	4	106.87	7	147.06	3	3.00	8	150.06	3
6	*SANDMANN Christoph	GER	4	40.58	6	110.60	10	151.18	6	0.00	3	151.18	4
10	*DE RONDE Koos	NED	5	52.22	10	101.34	4	153.56	7	3.00	7	156.56	5
11	*TIMMERMAN Theo	NED	6	40.19	4	108.60	9	148.79	4	7.97	13	156.76	6
13	*WÜRGLER Daniel	SUI	7	45.06	7	114.55	12	159.61	8	0.00	4	159.61	7
16	*PERSSON Fredrik	SWE	8	53.38	11	108.04	8	161.42	9	0.56	5	161.98	8
17	*FAIRCLOUGH James	USA	9	51.97	9	117.89	14	169.86	12	0.00	2	169.86	9
25	*WEBER Chester	USA	10	35.97	2	133.95	19	169.92	13	0.00	1	169.92	10
7	*VON STEIN Georg	GER	11	57.86	15	106.25	6	164.11	10	6.91	11	171.02	11
14	*ULRICH Werner	SUI	12	64.90	19	103.67	5	168.57	11	6.52	10	175.09	12
8	*WEINMAYR Ludwig	GER	13	62.46	18	111.42	11	173.88	14	7.45	12	181.33	13
12	MAZUREK Piotr	POL	14	58.62	16	120.84	15	179.46	16	14.84	15	194.30	14
5	CHOUZENOUX Stéphane	FRA	15	57.47	14	117.05	13	174.52	15	20.26	17	194.78	15
22	RECTOR Joshua	USA	16	57.09	13	126.82	17	183.91	18	14.70	14	198.61	16
2	*ROBSON Gavin	AUS	17	55.30	12	126.17	16	181.47	17	26.03	18	207.50	17
24	STOVER Gary	USA	18	66.05	21	130.65	18	196.70	19	36.43	20	233.13	18
20	MC LENNAN Mike	USA	19	67.46	22	171.80	21	239.26	21	15.00	16	254.26	19
21	O'REILLY Cindy	USA	20	80.13	25	145.80	20	225.93	20	39.99	21	265.92	20
4	*LADEROUTE Deborah	CAN	21	75.52	24	174.69	22	250.21	22	30.27	19	280.48	21
3	*BILLING Darryl	CAN	22	68.74	23	203.64	23	272.38	23	54.26	22	326.64	22
15	*ERIKSSON Tomas	SWE		50.30	8	99.52	2	149.82	5		EL		
26	ZUBEK Casey	USA		60.29	17						EL		
19	LONG William	USA		64.90	19						EL		

©Driving Program by Philippe Liénart (BEL) - philippe@lienart.com

OFFICIAL RESULTS 13:22

Signature President of the Jury

DATE: 10/10/10

Official data service by SCG - scgvisual.com - Netherlands

PAGE: 1